



THE WORLD'S MOST TRUSTED BOND



Pipe Repair Wrap

Stretch, Wrap, Repair



Pipe Repair Wrap is a waterproof seal that works on plastic pipe, metal pipe, hoses, sprinklers, conduit and more.

- ▶ Self-fusing, waterproof tape stops leaks in seconds
- ▶ Bonds to itself in less than one minute
- ▶ Applies to wet, dirty or oily surfaces
- ▶ UV resistant and residue-free
- ▶ 500°F heat resistant



SKU#: 16312

Pipe Repair Wrap, 1" X 10', 20mil Black

PSI RATINGS: ON 1" PVC PIPE

UP TO 450 PSI FOR 1/8" PINHOLE LEAK | UP TO 100 PSI FOR 1" LONG CUT OR CRACK

HOW IT WORKS:

1. Peel tape away from protective liner.
2. Tightly stretch and wrap tape over leak.
3. Overlap tape a minimum of three times to fuse it securely, extending 1" past the leak.
4. Completely overlap the last wrap onto previous wrap for final seal.



TYPICAL PHYSICAL PROPERTIES

DESCRIPTION	TEST RESULTS
Operating Temp Range	-85°F to 500°F
Continuous Temp Range	-76°F to 392°F
Cold Brittle Point	-85°F
Hardness Shore A	50
Tensile Strength, Min.	950 PSI ± 25
Elongation, Min.	800% ± 50%
Tear Strength, Min.	85 psi
Bond Strength, Min.	12lbs
Cold Brittle Point, Max.	-85°F
Water Absorption, Max.	3% by Weight
Dielectric Strength, Min.	400 v/mil




* Pipe repair wrap has the ability to be a long-lasting solution, but it is not intended to be a permanent repair. Use pipe repair wrap as a temporary repair before the impacted pipe or hose can be replaced, especially for pressurized pipe and hoses.



THE WORLD'S MOST TRUSTED BOND

CHOOSE THE RIGHT WRAP

Choosing the right pipe tape for repairs or maintenance depends on several factors, including the type of application needed, the size of tape material and cost. The chart below offers a quick reference of our tapes, including use case examples and installation descriptions, to help you better understand your

			
	Pipe Repair Wrap	Slick-Wrap Pipe Repair Kit	Pipe Wrap Tape
Size	1"x120" (20mil)	3"x108" 2"x60"	1"x100' (10mil) 4"x100' (20mil)
Material	Silicone	Fiberglass / Epoxy Putty	Rubber
Best For	Quick leak repairs primarily for plastic pipes, but it will work on any pipe.	Permanent leak repairs primarily for metal and higher-pressure pipes.	Preventing pipe corrosion on metal pipes. (Does not stop leaks)
Installation	Peel backing off tape, and wrap over the leak.	Mix epoxy, plug leak with epoxy, wet wrap, and wrap tape over epoxy.	Apply Prime-It contact adhesive, and wrap tape over adhesive.

Visit www.weldon.com or www.tchristy.com for more information.